

# Pella Christian Grade School Constituency Survey 2008

1. How important is the outside appearance of the building?							
	Not Important	Somewhat Important	Important	Very Important	N/A	Rating Average	Response Count
Importance of appearance	3.6% (4)	37.5% (42)	<b>39.3% (44)</b>	19.6% (22)	0.0% (0)	2.75	112
Comments							23
<b>answered question</b>							<b>112</b>
<b>skipped question</b>							<b>14</b>

2. Rate our facility based on the following.							
	I Don't Know	Poor	Fair	Good	Excellent	Rating Average	Response Count
Is conducive to learning	4.5% (5)	0.0% (0)	5.5% (6)	<b>61.8% (68)</b>	28.2% (31)	4.09	110
Is clean and well maintained	0.9% (1)	9.1% (10)	10.9% (12)	<b>61.8% (68)</b>	17.3% (19)	3.85	110
Provides a safe environment for my children	0.0% (0)	0.0% (0)	4.5% (5)	<b>64.5% (71)</b>	30.9% (34)	4.26	110
Has a positive street appeal	0.0% (0)	11.0% (12)	31.2% (34)	<b>47.7% (52)</b>	10.1% (11)	3.57	109
Condition of playground equipment	8.3% (9)	0.0% (0)	17.4% (19)	<b>65.1% (71)</b>	9.2% (10)	3.67	109
Condition of school grounds	3.7% (4)	1.8% (2)	10.1% (11)	<b>71.6% (78)</b>	12.8% (14)	3.88	109
Comments							17
<b>answered question</b>							<b>110</b>
<b>skipped question</b>							<b>16</b>

3. Rate the faculty and staff on the following:							
	Very Dis-Satisfied	Dis-Satisfied	I Don't Know	Satisfied	Very Satisfied	Rating Average	Response Count
The faculty and staff care about my child(ren)	1.0% (1)	0.0% (0)	3.1% (3)	26.5% (26)	<b>69.4% (68)</b>	4.63	98
The faculty and staff are committed to student learning	0.0% (0)	1.0% (1)	1.0% (1)	29.9% (29)	<b>68.0% (66)</b>	4.65	97
Students are treated fairly and with respect	1.0% (1)	2.1% (2)	3.1% (3)	<b>50.5% (49)</b>	43.3% (42)	4.33	97
The teachers challenge students to do his/her best	0.0% (0)	3.1% (3)	1.0% (1)	43.3% (42)	<b>52.6% (51)</b>	4.45	97
The teachers make learning fun/enjoyable for students	1.0% (1)	4.1% (4)	5.1% (5)	<b>48.0% (47)</b>	41.8% (41)	4.26	98
All staff are committed to provide a safe and positive atmosphere for learning	1.0% (1)	5.2% (5)	7.2% (7)	42.3% (41)	<b>44.3% (43)</b>	4.24	97
Teachers teach all subjects from a Biblical perspective	1.0% (1)	3.1% (3)	4.2% (4)	37.5% (36)	<b>54.2% (52)</b>	4.41	96
The teachers and staff are approachable and listen to my concerns	1.0% (1)	1.0% (1)	3.1% (3)	44.3% (43)	<b>50.5% (49)</b>	4.42	97
Teachers incorporate new ideas and practice self development	0.0% (0)	9.5% (9)	24.2% (23)	<b>37.9% (36)</b>	28.4% (27)	3.85	95
Comments (optional)							32
<b>answered question</b>							<b>99</b>
<b>skipped question</b>							<b>27</b>

4. How important is academic excellence?							
	Not Important	Somewhat Important	Important	Very Important	N/A	Rating Average	Response Count
Rate the importance of academic excellence in the classroom	1.2% (1)	0.0% (0)	22.1% (19)	<b>76.7% (66)</b>	0.0% (0)	3.74	86
<b>answered question</b>							<b>86</b>
<b>skipped question</b>							<b>40</b>


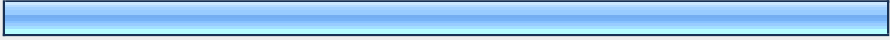



**5. Rate your level of satisfaction in the following academic related areas at Pella Christian Grade School.**

	<b>Very Dis-Satisfied</b>	<b>Dis-Satisfied</b>	<b>I Don't Know</b>	<b>Satisfied</b>	<b>Very Satisfied</b>	<b>Rating Average</b>	<b>Response Count</b>
The academic opportunities provided to my child(ren)	0.0% (0)	0.0% (0)	2.4% (2)	<b>63.4% (52)</b>	34.1% (28)	4.32	82
PCGS pursues academic excellence in all subjects/areas of learning	1.2% (1)	1.2% (1)	8.5% (7)	<b>46.3% (38)</b>	42.7% (35)	4.28	82
PCGS has high academic expectations for my child(ren)	2.4% (2)	1.2% (1)	2.4% (2)	<b>50.6% (42)</b>	43.4% (36)	4.31	83
PCGS provides a quality learning environment for my child(ren)	0.0% (0)	1.2% (1)	2.4% (2)	<b>48.8% (40)</b>	47.6% (39)	4.43	82
Reading instruction	0.0% (0)	2.4% (2)	4.8% (4)	<b>52.4% (44)</b>	40.5% (34)	4.31	84
Writing instruction	1.2% (1)	3.6% (3)	4.8% (4)	<b>53.6% (45)</b>	36.9% (31)	4.21	84
Math instruction	1.2% (1)	2.4% (2)	6.0% (5)	<b>50.0% (42)</b>	40.5% (34)	4.26	84
Bible instruction	1.2% (1)	2.4% (2)	6.0% (5)	<b>48.8% (41)</b>	41.7% (35)	4.27	84
Science instruction	1.2% (1)	3.6% (3)	7.1% (6)	<b>52.4% (44)</b>	35.7% (30)	4.18	84
Social studies instruction	1.2% (1)	0.0% (0)	7.1% (6)	<b>53.6% (45)</b>	38.1% (32)	4.27	84
History instruction	1.2% (1)	1.2% (1)	14.3% (12)	<b>46.4% (39)</b>	36.9% (31)	4.17	84
S.P.A.R.K.	3.8% (3)	2.5% (2)	<b>43.8% (35)</b>	32.5% (26)	17.5% (14)	3.58	80
Special Education	0.0% (0)	0.0% (0)	<b>70.9% (56)</b>	15.2% (12)	13.9% (11)	3.43	79
Resource	0.0% (0)	2.6% (2)	<b>52.6% (40)</b>	21.1% (16)	23.7% (18)	3.66	76
Comments (optional)							30
<b>answered question</b>							<b>86</b>
<b>skipped question</b>							<b>40</b>

**6. Is Pella Christian Grade School different from Public Education?**









	<b>Strongly Disagree</b>	<b>Disagree</b>	<b>I Don't Know</b>	<b>Agree</b>	<b>Strongly Agree</b>	<b>Rating Average</b>	<b>Response Count</b>
I believe there is a distinct difference in the education received at Pella Christian Grade School and a Public School system	0.0% (0)	6.0% (5)	3.6% (3)	36.1% (30)	<b>54.2% (45)</b>	4.39	83
I believe there is a distinct difference in the academic performance of students at Pella Christian Grade School and a Public School system	0.0% (0)	14.5% (12)	30.1% (25)	<b>39.8% (33)</b>	15.7% (13)	3.57	83
I believe there is a distinct difference in the extra-curricular (arts & sports) activities at Pella Christian Grade School and a Public School system	0.0% (0)	9.6% (8)	33.7% (28)	<b>47.0% (39)</b>	9.6% (8)	3.57	83
I believe there is a distinctly different world view taught at Pella Christian Grade School than at a Public School system	1.2% (1)	2.4% (2)	3.7% (3)	29.3% (24)	<b>63.4% (52)</b>	4.51	82
Comments (optional)							21
<b>answered question</b>							<b>83</b>
<b>skipped question</b>							<b>43</b>

**7. What distinct differences from a spiritual perspective do you feel exist at Pella Christian Grade School vs. a Public School system? (Check all that apply)**

		Response Percent	Response Count
Prayer is a daily activity in every student's day.		96.4%	80
Bible teaching, Bible reading and Bible lessons are a daily activity in every student's day.		97.6%	81
Each student is walked through the Bible in organized lessons several times from K-8th grade.		90.4%	75
<b>Each subject is taught from a Christian world view.</b>		<b>100.0%</b>	<b>83</b>
Discipline of students is based on Biblical principles.		86.7%	72
Other (please specify)			13
		<b><i>answered question</i></b>	<b>83</b>
		<b><i>skipped question</i></b>	<b>43</b>

8. Rate the level of importance of the following extra curricular activities.							
	Not Important	Somewhat Important	Important	Very Important	N/A	Rating Average	Response Count
Band	4.9% (4)	9.8% (8)	<b>41.5% (34)</b>	39.0% (32)	4.9% (4)	3.21	82
Choir	2.4% (2)	11.0% (9)	39.0% (32)	<b>43.9% (36)</b>	3.7% (3)	3.29	82
Sports	3.6% (3)	15.7% (13)	<b>44.6% (37)</b>	32.5% (27)	3.6% (3)	3.10	83
Drama	2.4% (2)	22.0% (18)	<b>42.7% (35)</b>	29.3% (24)	3.7% (3)	3.03	82
Academic Competitions	3.7% (3)	20.7% (17)	35.4% (29)	<b>36.6% (30)</b>	3.7% (3)	3.09	82
Comments (optional)							19
<b>answered question</b>							<b>83</b>
<b>skipped question</b>							<b>43</b>

9. Pella Christian Grade School places the proper level of emphasis on extra curricular activities.							
	Strongly Disagree	Disagree	I Don't Know	Agree	Strongly Agree	Rating Average	Response Count
Band	2.4% (2)	3.7% (3)	32.9% (27)	<b>56.1% (46)</b>	4.9% (4)	3.57	82
Choir	1.2% (1)	7.3% (6)	30.5% (25)	<b>57.3% (47)</b>	3.7% (3)	3.55	82
Sports	4.9% (4)	8.5% (7)	25.6% (21)	<b>57.3% (47)</b>	3.7% (3)	3.46	82
Drama	0.0% (0)	7.3% (6)	40.2% (33)	<b>47.6% (39)</b>	4.9% (4)	3.50	82
Academic Competitions	0.0% (0)	2.5% (2)	42.0% (34)	<b>51.9% (42)</b>	3.7% (3)	3.57	81
If you disagree or strongly disagree, tell us if the emphasis is lacking or is too high							21
<b>answered question</b>							<b>82</b>
<b>skipped question</b>							<b>44</b>

10. What should be the purpose of extra curricular activities? (Mark all that apply)			
		Response Percent	Response Count
Allow students to explore interests		97.6%	80
To provide a basic level of instruction		79.3%	65
Prepare students for the next level		64.6%	53
Challenge students physically		85.4%	70
Challenge students mentally		85.4%	70
Allow a student to develop their God-given gifts		96.3%	79
To compete		47.6%	39
To compete and win		9.8%	8
		Other	13
		<b>answered question</b>	<b>82</b>
		<b>skipped question</b>	<b>44</b>

11. How much of a factor is cost in your decision to send your children to Pella Christian Grade School?							
	Not an Issue	Important but secondary to 3 or more factors	Important but secondary to 2 or more factors	Important but secondary to only 1 other factor	THE most important factor	Rating Average	Response Count
Tuition is:	32.1% (25)	19.2% (15)	<b>33.3% (26)</b>	15.4% (12)	0.0% (0)	2.32	78
					Comments (Optional)		15
					<b>answered question</b>		<b>78</b>
					<b>skipped question</b>		<b>48</b>

12. How do you feel about the current rate of tuition?							
	Too expensive	More than I would expect to pay	Reasonable, all things considered	Less than I would expect to pay	A tremendous value for the money	Rating Average	Response Count
The current tuition rate is:	6.2% (5)	21.0% (17)	<b>63.0% (51)</b>	1.2% (1)	8.6% (7)	2.85	81
Comments (Optional)							15
<i>answered question</i>							<b>81</b>
<i>skipped question</i>							<b>45</b>





13. How do you feel about recent (3 to 5 years) tuition increases?							
	Much higher than I would expect	Slightly higher than I would expect	Reasonable, all things considered	Better than I would expect	Much better than I would expect	Rating Average	Response Count
Tuition increases have been:	8.2% (6)	19.2% (14)	<b>64.4% (47)</b>	6.8% (5)	1.4% (1)	2.74	73
Comments (Optional)							7
<i>answered question</i>							<b>73</b>
<i>skipped question</i>							<b>53</b>

14. Are the Board of Trustees is being good stewards of the financial resources of Pella Christian Grade School?							
	Strongly Disagree	Disagree	I Don't Know	Agree	Strongly Agree	Rating Average	Response Count
The finances at Pella Christian Grade School are well managed	0.0% (0)	6.1% (5)	36.6% (30)	<b>41.5% (34)</b>	15.9% (13)	3.67	82
Comments (Optional)							4
<i>answered question</i>							<b>82</b>
<i>skipped question</i>							<b>44</b>

**15. Are the teachers at Pella Christian Grade School fairly compensated? (The current annual salary scale ranges from entry level of \$26,970 to top end of education and experience of \$48,813)**

	Strongly Disagree	Disagree	I Don't Know	Agree	Strongly Agree	Rating Average	Response Count
Teachers are fairly compensated	1.3% (1)	31.3% (25)	27.5% (22)	<b>37.5% (30)</b>	2.5% (2)	3.09	80
Bus drivers are fairly compensated.	0.0% (0)	0.0% (0)	0.0% (0)	0.0% (0)	0.0% (0)	0.00	0
Food service staff are fairly compensated.	0.0% (0)	0.0% (0)	0.0% (0)	0.0% (0)	0.0% (0)	0.00	0
Administrative staff are fairly compensated.	0.0% (0)	0.0% (0)	0.0% (0)	0.0% (0)	0.0% (0)	0.00	0
The Principal is fairly compensated.	0.0% (0)	0.0% (0)	0.0% (0)	0.0% (0)	0.0% (0)	0.00	0
Custodians are fairly compensated.	0.0% (0)	0.0% (0)	0.0% (0)	0.0% (0)	0.0% (0)	0.00	0
Comments (Optional)							24
<b>answered question</b>							<b>80</b>
<b>skipped question</b>							<b>46</b>

**16. The principal balance in the Endowment Fund should be:**



		Response Percent	Response Count
Decreased		1.4%	1
Stay the same		10.0%	7
Increased		38.6%	27
<b>I don't know</b>		<b>50.0%</b>	<b>35</b>
Comments (Optional)			10
<b>answered question</b>			<b>70</b>
<b>skipped question</b>			<b>56</b>

17. What is your level of satisfaction with the Pella Christian Grade School Endowment Fund?							
	Very Dis-Satisfied	Dis-Satisfied	I Don't Know	Satisfied	Very Satisfied	Rating Average	Response Count
Rate your level of satisfaction with the Endowment Fund	0.0% (0)	2.7% (2)	<b>61.6% (45)</b>	27.4% (20)	8.2% (6)	3.41	73
Comments (Optional)							3
<b>answered question</b>							<b>73</b>
<b>skipped question</b>							<b>53</b>

18. Are you satisfied with the current structure (as defined above)?							
	Very Dis-Satisfied	Dis-Satisfied	I Don't Know	Satisfied	Very Satisfied	Rating Average	Response Count
Rate your level of satisfaction with the current structure	0.0% (0)	10.1% (8)	8.9% (7)	<b>60.8% (48)</b>	20.3% (16)	3.91	79
Comments (Optional)							13
<b>answered question</b>							<b>79</b>
<b>skipped question</b>							<b>47</b>

19. Is there value, in your opinion to explore other organizational structures?					
	Yes, it should be explored	No, it should not be explored	I would trust the Board of Trustees to make this decision	I Don't Know	Response Count
Enfolding Pella Christian Grade School and Pella Christian High School into one entity	<b>38.7% (29)</b>	37.3% (28)	0.0% (0)	24.0% (18)	75
Enfolding grades 7 & 8 into Pella Christian High School	40.5% (32)	<b>43.0% (34)</b>	0.0% (0)	16.5% (13)	79
Enfolding grades 6, 7 & 8 into Pella Christian High School	20.8% (15)	<b>62.5% (45)</b>	0.0% (0)	16.7% (12)	72
Other (please specify)					24
<b>answered question</b>					<b>81</b>
<b>skipped question</b>					<b>45</b>

20. Rate your level of satisfaction with the following:							
	Very Dis-Satisfied	Dis-Satisfied	I Don't Know	Satisfied	Very Satisfied	Rating Average	Response Count
The reinforcement of Biblical truths through the curriculum	0.0% (0)	1.2% (1)	2.5% (2)	<b>55.6% (45)</b>	40.7% (33)	4.36	81
The reinforcement of Biblical truths through the interactions between staff and students	1.2% (1)	4.9% (4)	3.7% (3)	<b>51.9% (42)</b>	38.3% (31)	4.21	81
The reinforcement of Biblical truths through extra curricular activities	0.0% (0)	4.9% (4)	29.6% (24)	<b>50.6% (41)</b>	14.8% (12)	3.75	81
The reinforcement of Biblical truths through interactions between students	0.0% (0)	12.3% (10)	23.5% (19)	<b>53.1% (43)</b>	11.1% (9)	3.63	81
Comments (Optional)							18
<b>answered question</b>							<b>81</b>
<b>skipped question</b>							<b>45</b>

21. Is PCGS staying true to the Reformed perspective upon which it was founded?			
		Response Percent	Response Count
Yes		81.1%	60
No		18.9%	14
Comments (Optional)			18
<b>answered question</b>			<b>74</b>
<b>skipped question</b>			<b>52</b>